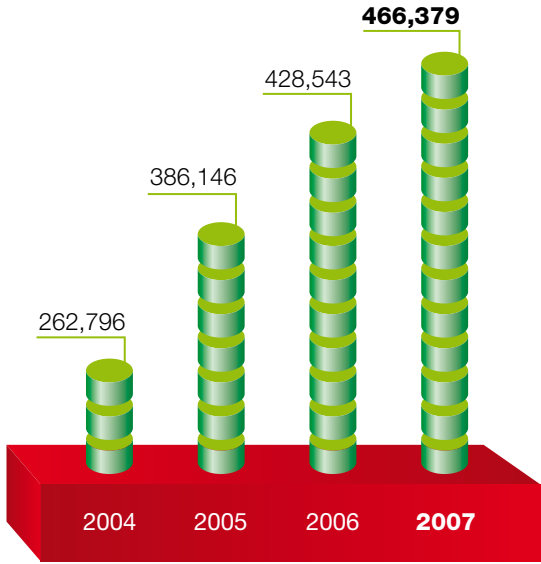
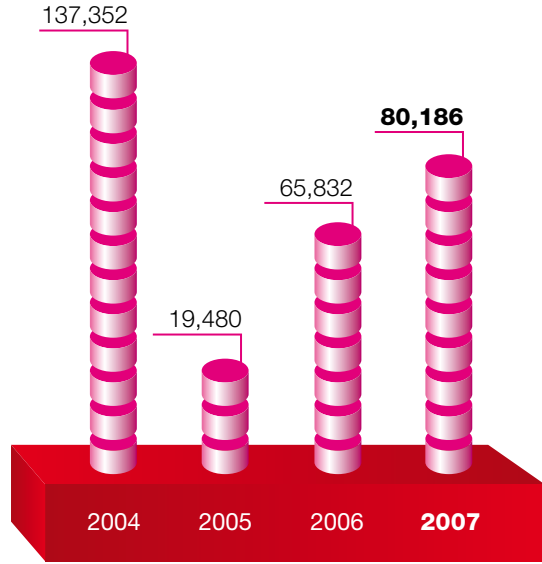


Financial Highlights


REVENUE



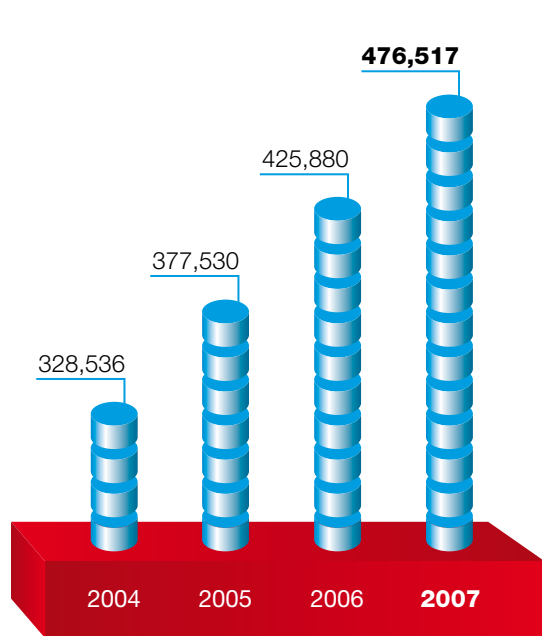
PROFIT BEFORE TAX



TOTAL ASSETS



SHAREHOLDERS' EQUITY



Financial Highlights

	Apr To Dec 04	2005	2006	2007
	RM'000	RM'000	RM'000	RM'000
Revenue				
Pizza Hut Malaysia	157,282	240,533	267,892	301,015
Pizza Hut Singapore	105,514	145,613	160,651	165,364
Total	262,796	386,146	428,543	466,379
Profit Before Tax	137,352	19,480	65,832	80,186
Total Assets	525,969	592,458	699,511	801,772
Shareholders' Equity	328,536	377,530	425,880	476,517
No. of Restaurants				
Pizza Hut Malaysia	122	135	151	168
Pizza Hut Singapore	36	37	38	40
Multibrand Singapore	4	4	3	3
	162	176	192	211