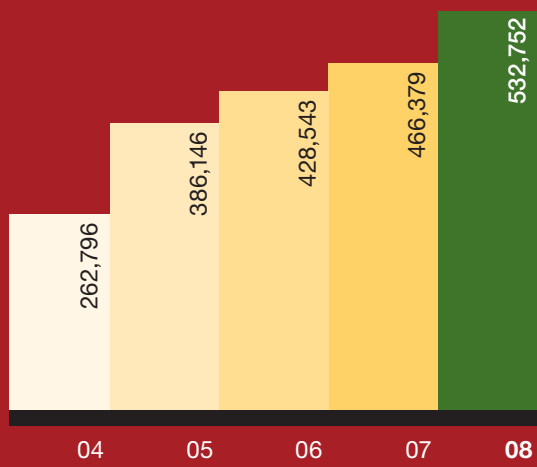


# FINANCIAL HIGHLIGHTS

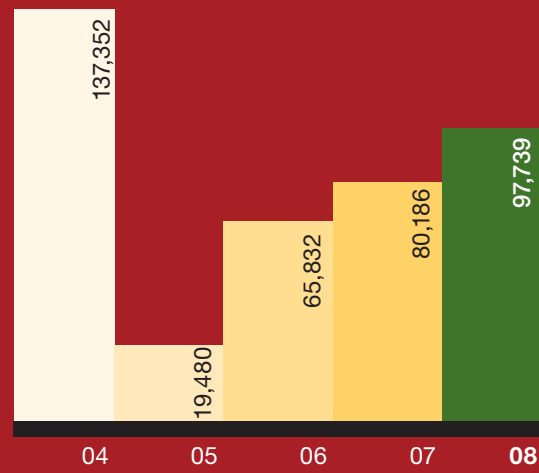
|                                    | Apr to Dec 2004<br>RM'000 | 2005<br>RM'000 | 2006<br>RM'000 | 2007<br>RM'000 | 2008<br>RM'000 |
|------------------------------------|---------------------------|----------------|----------------|----------------|----------------|
| <b>REVENUE</b>                     |                           |                |                |                |                |
| Pizza Hut Malaysia                 | 157,282                   | 240,533        | 267,892        | 301,015        | 351,719        |
| Pizza Hut Singapore                | 105,514                   | 145,613        | 160,651        | 165,364        | 176,169        |
| KFC Cambodia                       | -                         | -              | -              | -              | 4,864          |
| <b>Total</b>                       | <b>262,796</b>            | <b>386,146</b> | <b>428,543</b> | <b>466,379</b> | <b>532,752</b> |
| Profit Before Tax                  | 137,352                   | 19,480         | 65,832         | 80,186         | 97,739         |
| Total Assets                       | 525,969                   | 592,458        | 699,511        | 801,772        | 903,097        |
| Shareholders' Equity               | 328,536                   | 377,530        | 425,880        | 476,517        | 633,682        |
| Gross Dividend per share (Sen)     | 4                         | 7              | 9              | 9              | 11             |
| Share Price as at 31 December (RM) | 2.69                      | 3.20           | 3.36           | 3.20           | 2.43           |
| <b>NO. OF RESTAURANTS</b>          |                           |                |                |                |                |
| Pizza Hut Malaysia                 | 122                       | 135            | 151            | 168            | 187            |
| Pizza Hut Singapore                | 36                        | 37             | 38             | 40             | 45             |
| Multibrand Singapore               | 4                         | 4              | 3              | 3              | -              |
| KFC Cambodia                       | -                         | -              | -              | -              | 2              |
|                                    | 162                       | 176            | 192            | 211            | 234            |



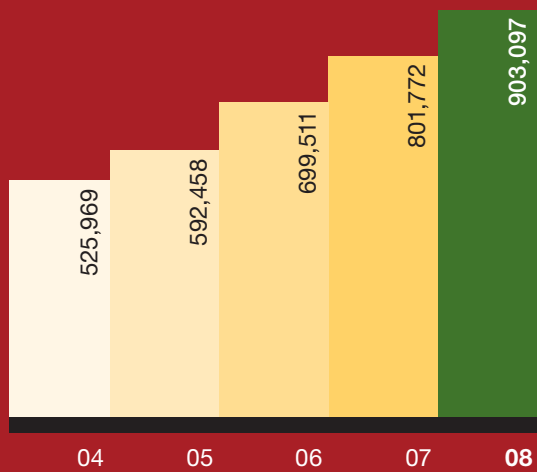
## REVENUE



## PROFIT BEFORE TAX



## TOTAL ASSETS



## SHAREHOLDERS' EQUITY

